



Sink - Symetrics

Lavatory spout, wall-mounted without drain - platinum matte

Article number: 13 800 980-06 0010



- 7-1/4" Projection
- Rigid spout
- Round aerated stream
- 1-1/2" hole diameter
- Flange 2-3/8" x 2-3/8"
- 1/2" connection
- Plug-in connection mounting
- Water flow rate limited to max. 1.2 gpm
- lead-free
- For Touchfree control please order eSet Touchfree WITH or WITHOUT temperature adjustment



platinum matte



Accessory is required for this item.

All dimensions in mm / inch = mm x 0,0394

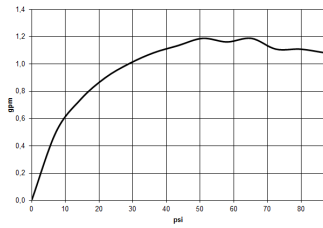


Sink - Symetrics

Lavatory spout, wall-mounted without drain - platinum matte

Article number: 13 800 980-06 0010

Flow rate chart





Sink - Symetrics

Lavatory spout, wall-mounted without drain - platinum matte

Article number: 13 800 980-06 0010

Other surface finishes

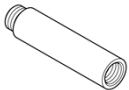


polished chrome

13 800 980-00 0010

More custom finish options are available via special production (xTra Service). Please see our finish matrix for availability and pricing or contact a Dornbracht representative.

Required article



35 080 970-90 0010

Rough-in adapter -

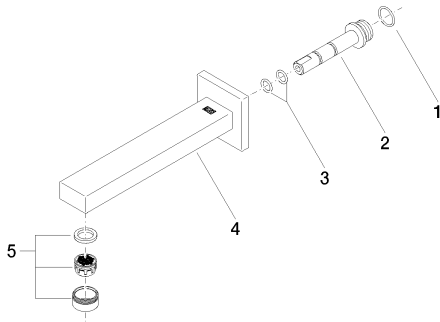


Sink - Symetrics

Lavatory spout, wall-mounted without drain - platinum matte

Article number: 13 800 980-06 0010

Spare parts list



Number	Item Number	Designation	Number of units
1	09 14 10 053 90	Washer -	1
2	09 24 04 135 90	Nipple -	1
3	09 14 10 008 90	Washer -	1
4	90 11 68 004 00-06	Outlet - platinum matte	1
5	90 23 01 029 05-06	Aerator - platinum matte	1